



1789 County Route 50
Arkport, New York 14807

Celebrating 25 Years

Rev It Up!

(607) 324-8325
www.rjcars.com
www.facebook.com/RJCARSINC

FROM THE DESK OF RJ...

Ahh... Once again Spring has sprung and the busy season is upon us. Many projects here are in assembly and others are being prepped and painted for the coming months of cruising and showing... when the weather allows us to do so.

It's really good to be busy, but it certainly does get very hectic as well. Many vendors and parts suppliers get jammed up with work and orders, and it often becomes much harder to get things finished when you need to the most. Parts supply and demand is more challenging, a lot of manufacturers are not producing products until the current inventory is depleted and there is a level of back order. This seems to be the norm now. Chrome work, engine work, body/paint work, and component work lead times are usually much longer during the Spring and Summer months! This is something you always want to consider when planning or contemplating a restoration project. I believe it pays to be patient and considerate when trying to contact your go to guy for services this time of year. We deal with this every day here, and yes it frustrates us too!

We are very busy with current projects this season and we are getting many new inquiries coming in. It's often difficult for us to reply to every inquiry so if you've been after us, you may just need to try again. We do our best to help people out, but we often have to focus on what we have here in front of us first and foremost. Calling now and wanting it 2 months from now just isn't going to happen.

We'll look forward to seeing many of you at Carlisle in July and remember our Open House August 2nd.

Russell



1978 MAICO MAGNUM 250



"Back a few years ago, my dear friend Dan Loftus was dying from ALS (Lou Gehrig's Disease). He asked me one day if I would like to take home his old dirt bike. Soon it was loaded in the truck and headed home to my storage area. Dan had bought the old Maico, brand new back in '78 from Robinson Cycle Sales in Rochester, NY. By the time he and I had met in the late 1980's, it was in rough shape as it had been sitting outside for many years leaned against his garage. I remembered these bikes from my younger years and knew they were one of the best available in their day. Now, after many years of collecting parts and working on this project in my "not so spare" time, it is finally complete. Special thanks to all of the Maico vendors who supplied parts, my staff, and my son Matt. Extra special thanks to Brian Fedigan @ MX RESTORATION! I'm looking forward to an early morning summer ride real soon!



'72 DODGE CHALLENGER RALLYE





Dave McKenzie's '72 Challenger Rallye restoration continues ahead. Jason finished the paint and has it all buffed and polished out. Bill has been forging ahead with the assembly process and Darren is busy chasing down all of the necessary parts. The 340 engine is at Carl McQuillen's getting rebuilt with a stroker kit and aluminum heads added to it. The 4 speed transmission and pistol grip shifter is in Jamie Pason's hands for the rebuild. Instrument Specialties finished up the gauges and are in the process of doing a radio for Dave's car. We will soon be installing the dash, headliner, glass and trim on the car. Watch for an upcoming article once this one reaches completion.



'70 PLYMOUTH SUPERBIRD



Tom Terry's 1970 Superbird is getting a full blown resto mod. I mentioned before that we would be having some fun with this one and this build should certainly fit in the FUN category! Here are some photos that show some of the component mock up and the nose cone fitment. Jason has been handling getting the body panels fit, straightened, and smoothed. He will soon be edging the body with paint! We will reveal the color when it's completed. The mega block Hemi engine is ready for dyno testing and the driveline components are awaiting assembly. Keep your eyes open for more on this one in upcoming issues!



"Some succeed because they are destined to, but most succeed because they are determined to." unknown



'17 LOCOMOBILE

"During my search for a professional restoration shop to which I could entrust my '17 Loco, I was looking for a shop where all the staff adhered to a singular discipline of performance. A shop that presented itself as organized, clean & well managed. A staff that was permitted to talk to the client with full transparency. My opinion is that for a business to be successful, it can not present a "split personality" of quality of output. I found what I was looking for during my first visit, and am pleased that I made the decision to entrust a vehicle of great historical significance (worlds' oldest remaining dual cowl/dual windshield) into your hands."

John McAlpin



'70 ROADRUNNER



As mentioned previously, after tearing down Kevin Cope's Sassy Grass Green 1970 Road Runner, it has unfolded into a full blown rotisserie restoration. As you can see from the photos, many of the components including the engine, transmission, suspension, rear end, and dash assemblies are shaping up now. The body is in the middle of getting a new trunk floor and the lower quarters patched in. Then on to prep, paint, and assembly work. This will be a beauty when completed!

25 Years in the Making...






1789 County Route 50
Arkport, New York 14807



For the most up to date project photos - visit www.rjcars.com and click on photo gallery!



Restorations and More!

We also give you the same high quality service for:

Collision Repairs
Oil/Fluid Changes
Windshield Replacement
Sandblasting/Glass Beading

Stainless/Aluminum Polishing
Interior/Exterior Detailing
Autobody Lead Repairs
Specialty Painting

Call: 607-324-8325
Email: Jacobs@rjcars.com
Web: www.rjcars.com

Fax: 775-860-5203
[Facebook.com/RJCARSINC](https://www.facebook.com/RJCARSINC)
[Facebook.com/RJCARSgaragesale](https://www.facebook.com/RJCARSgaragesale)

Hours: 8:30 - 5:00
Monday - Friday
Saturday by Appt.

Kenna's Corner...

Hi! McKenna here at "Rev It Up".

This past couple of months I was getting ready for the father-daughter dance on the 28th of March. It was so much fun. They had a photo booth where you get printed out pictures and can keep them. They also had a big dance floor with a disco ball! Me and my dad twirled and snacked all night and I can't forget we went to Club 57 before the dance and it was very good. I had the funniest time with my dad and friends.



Have a Great Day!

Kenna



Congratulations!



Mr. & Mrs. Jason Gerych

Married 2-19-2014

Congratulations are in order for our restoration technician Jason Gerych and his long time sweetheart Stephanie who finally tied the knot in February. Hopefully you will see them at the RJ CARS, Inc Open-House or at Carlisle to wish them your best in person.

July 11-13th, 2014
Carlisle Chrysler
Nationals



August 2nd, 2014
25th Anniversary
Open-House

