



1789 County Route 50  
Arkport, New York 14807

# Rev It Up!

*Celebrating 25 Years*

(607) 324-8325  
www.rjcars.com  
www.facebook.com/RJCARSINC

## FROM THE DESK OF RJ...

**Happy New Year 2014 already!** This is a big year for RJ CARS INC celebrating our 25 year "Silver Anniversary"! Hard to believe all that I've accomplished from starting out in an old cow barn. Many thanks to my clients, family, friends, and staff who have supported me through the years! RJ CARS has grown bigger and achieved more than I had ever dreamed or imagined. Below is an article about a restoration from the early days of RJ CARS INC (formerly Custom Auto Repair Shop).



Many milestones happening in my life! My wife, Susan, and I just celebrated being together 20 years and married for 15 years in 2013 also! I'm a lucky guy! Our first grandchild, Raegen, was born in 2013. She really brightens the day (and our lives) with her smile and her blue eyes, whenever we see her!



We have some interesting projects we're currently working on. We will have some freshly assembled cars hitting the road come Summer 2014. Keep watch of restoration progress on our website, Facebook page, and future "Rev It Up" Newsletters! It looks like another very busy year for us here!

*Russell*

## A RECENT LETTER TO RUSSELL, FROM ONE OF HIS FIRST CUSTOMERS...

"The 1960 Plymouth Fury that you worked on many years ago had its first real test this past weekend at the Hilton Head Concours d'Elegance. This was the first year the Concours was put on at the Port Royal Golf Club on Hilton Head Island and was a very elegant affair. Cars were placed along the 7<sup>th</sup> and 18<sup>th</sup> fairways of the golf course. Our Plymouth was put in class 6A which was American Performance cars from 1948-1873, non GM. Why we were in the performance class rather than the production class was a little unclear since we were competing against big engine cars, but there we were. There were 9 cars in our class, including Carol Shelby's 1967 prototype for the Cobra Mustang. Judging was by Classic Car Club of America standards and our Plymouth wound up Best in Class. Here is the announcement on the Concours web site. <http://hhimotoringfestival.com/gallery/2013-concours-delegance-winners.html> The Plymouth received two invitations to other Concours events next year at this show, one in Boca Raton, FL in February which we cannot attend and the other in Pinehurst, NC in May where we already have an application pending. We also have an application submitted for the Concours in Amelia Island, FL which is the Pebble Beach of the east coast. We have not heard on that one yet, but an invitation there is a really big deal. I will keep you posted. We also participated in a



tour of the island on Friday. One final surprise was the front page of the local newspaper (The Island Packet) There was a long article on the various cars that won the top awards (Best in Show, People's Choice, ...), but the only picture was a shot of our car moving on to the winner's platform (shown here).

**Barbara and Rob VanDewoestine, of Durham, N.C., pull up to the awards stage in their 1960 Plymouth Fury Golden Commando 395, during the Concours d'Elegance Award Ceremony on Sunday. Their car won best in class in the American Performance (Non General Motors) category of the competition, part of the Hilton Head Island Motoring Festival".**



*"It has been a long time coming, but the work that you put into the car is paying off. Thanks for the job you did".*

*Rob*



## 1969 Dodge Dart GTS

This 1969 Dart GTS 340 4speed car is no stranger. It's been in our shop for service work and detail work for 2 of the previous owners. Now it's proudly under new ownership by Ed Jackson. Ed came in looking for a '69 Dart and we hooked him up with local car dealer Gary Harwood of Maple City Dodge in Hornell, NY. They struck a deal and Ed had this past summer to put some miles on and get a feel for the Dart. Ed had one years ago and was really excited to finally have another one! He has been waiting patiently to get his car into RJ CARS for some TLC, and has given us a green light on his green Dart! We've pulled the 340 to freshen it up, restoring the engine bay, complete dash and interior, front and rear suspension, rear end rebuild, and stripping the body down for an RJ CARS refinish! Thanks for putting your new ride in our hands Ed! Look for more updates as this restoration rolls ahead! Here are some before and teardown shots.



## 1972 Dodge Challenger Rallye



Dave McKenzie's 1972 Dodge Challenger Rallye is making great progress. The body panel replacement and sheet metal work is completed. It's time for sanding body filler and blocking out primer to make everything smooth now! Components are well under way and many are completed. The steering column, heater box, k-frame assembly, manual steering gear box, pedal assemblies and more have been through the restoration process and are ready to bolt on when assembly time comes. We've also been busy collecting many parts to complete the car. Pictures here of some of the body progress and some of the components we've been working on. Dave is also in the process of getting the 340 engine and 4 speed transmission rebuilt and ready for the final assembly. Everything is progressing nicely and this will be another fine package when it comes together!




"Tomorrow is the most important thing in life. Comes into us at midnight very clean. It's perfect when it arrives and it puts itself in our hands. It hopes we've learned something from yesterday". *John Wayne*





# 1970 PLYMOUTH

# cuda-340-6



**OWNER:** TERRY & JOANNE MAGNAN - ENOSBURG, VT

**ENGINE:** 340 WITH SIX PACK

**TRANSMISSION:** PASSON PERFORMANCE 4 SPEED WITH PISTOL GRIP SHIFTER

**REAR-END:** 8 3/4 WITH 3.91 GEAR RATIO

**PAINT/BODY:** FM3 MOULIN ROUGE APPLIED BY JASON GERYCH OF RJ CARS INC  
HOCKEY STICK STRIPES, CHIN SPOILERS, GO WING SPOILER

**INTERIOR:** CUSTOM SEAT COVERS BY LEGENDARY AUTO INTERIORS, GAUGES AND RADIO BY INSTRUMENT SPECIALTIES,  
RIM BLOW STEERING WHEEL

**HIGHLIGHTS:** ROTISSERIE RESTORED AND ASSEMBLED BY THE RJ CARS INC TEAM, DUAL PAINTED SPORT MIRRORS, FRONT  
DISC BRAKE CONVERSION, ROAD LAMPS, AIR CLEANER CUSTOM AIR BRUSHED



DESIGN



ARKPORT, NY

CARS INC

WWW.RJCARS.COM

EST. 1989

*Special Thanks:*

JIM TANNER • TOM SNOW • RON HALBRITTER







1789 County Route 50  
Arkport, New York 14807



For the most up to date project photos - visit [www.rjcars.com](http://www.rjcars.com) and click on photo gallery!



## Restorations and More!

We also give you the same high quality service for:

Collision Repairs  
Oil/Fluid Changes  
Windshield Replacement  
Sandblasting/Glass Beading

Stainless/Aluminum Polishing  
Interior/Exterior Detailing  
Autobody Lead Repairs  
Specialty Painting

Call: 607-324-8325  
Fax: 775-860-5203  
Web: [www.rjcars.com](http://www.rjcars.com)  
Email: [jacobs@rjcars.com](mailto:jacobs@rjcars.com)  
[www.facebook.com/RJCARSINC](http://www.facebook.com/RJCARSINC)

Hours:  
8:30am - 5:00pm  
Monday - Friday  
Saturday by Appt.  
Closed Sunday

### Fuel and Your Vehicle



Over the past couple of years there has been an increased concern by our customers as to the quality of the fuel that they are putting in their vehicles. What should they do to protect their fuel systems while their vehicle is sitting or in storage?

To understand the issues, lets look at what happens to fuel (specifically gasoline) over time. If gasoline is not stored in an airtight container (a fuel tank is not airtight especially in a classic or vintage vehicle) oxidation occurs which means water vapor is allowed to mix with the gasoline. It also allows the more volatile fractions of the gasoline (vapor) to be lost. The longer the gasoline is exposed to the air, gums and solids can be created resulting in two phases. A hydrocarbon phase floating on top of a water-alcohol phase. Ethanol in gasoline compounds the problem due to its high rate of absorbing atmospheric moisture. As the gasoline degrades, it results in harder starting, reduced engine performance, and becomes more corrosive to the fuel system components.

So what can be done to prevent the degradation of gasoline, especially during extended storage? Keeping the fuel tank full with fresh gasoline and capped to reduce the exposure to the air will help along with storing in a cool dry location. Using a fuel stabilizer and ethanol treatment (I will discuss these in a bit) in the gasoline and running the engine for ten minutes to allow both of them to circulate through all the fuel system components will help also. The above holds true for any motor vehicle, motorcycle, snowmobile, lawn mower, etc. you have.

The longer the fuel sits in the fuel tank the more it becomes an issue. Gasoline will start to oxidize 30 to 45 days after it has been refined. That is why it is best to purchase your fuel from a station that has a lot of turn-over of fuel so you know the fuel in their tanks is fresh.



A fuel stabilizer is a treatment designed to keep the gasoline fresh by minimizing moisture absorption and preventing fuel phasing. There are several different manufacturers of fuel stabilizers. Some of the more popular brand names would be STA-BIL, K100, Star Tron, and the Fitch Fuel Catalyst. All of these are fuel additives in that you simply pour the contents in your fuel tank, except for the Fitch Fuel Catalyst, which consists of either pellets that are dropped into your fuel tank or an in-line fuel canister that contains the stabilizing agent.

Ethanol treatments are specifically targeted to eliminate water absorption, and in some cases remove the water that is already in the fuel. K-100 and Star Tron were two that came out with ethanol treatments, but have since been joined by STA-BIL, CRC, STP, Lucas, and others. At RJ Cars we have used the Fitch Fuel Catalyst mainly for the ease of use for the vehicle owner. It is installed permanently in the vehicle so the fuel stabilizing is taken care of. Then the owner only has to worry about an ethanol treatment. Whichever way you choose to go is fine as long as you are using a fuel stabilizer and ethanol treatment in your vehicle, especially if it will sit for a period of time. As the saying goes, you can pay a little now or a lot later!

By Darren Ohara

